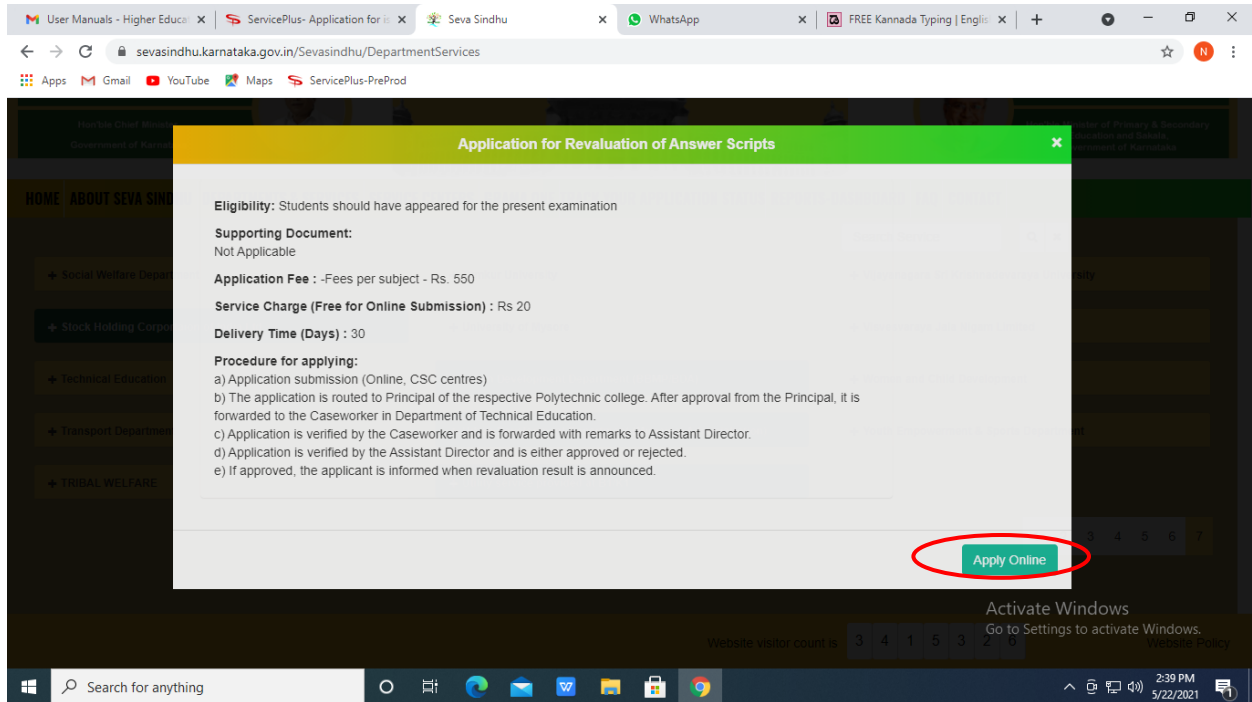


ಉನ್ನತ ಶಿಕ್ಷಣ ಇಲಾಖೆ
Department of Higher Education
ನಿರಪೇಕ್ಷಣಾ ಪ್ರಮಾಣ ಪತ್ರ ವಿತರಣೆಗಾಗಿ ಅರ್ಜಿ
Application for issue of No Objection Certificate

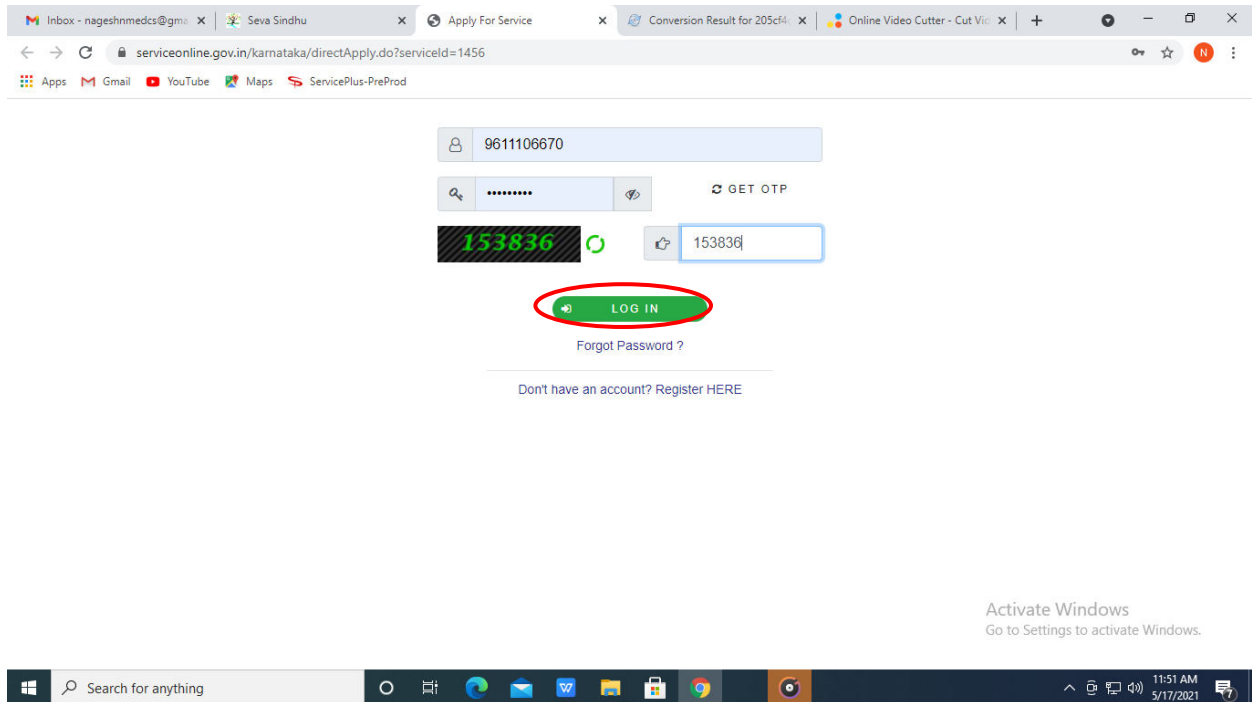
Step 1: Go to sevasindhu.karnataka.gov.in website and click on **Departments & Services**

Step 2: Click on **Higher education Department** and select **Application for No objection Certificate**. Alternatively, you can search for Application for No objection certificate in the **search option**.

Step 3 : Click on Apply online



Step 4: Enter the username, password/OTP, captcha and click on Log In button



Step 5: Fill the Applicant Details

Menu

Manage Profile

Apply for services

View all available services

View Status of Application

Messages & Alerts

Themes Language Asha D J

ಉನ್ನತ ಶಿಕ್ಷಣ ಇಲಾಖೆ Department of Higher Education ನಿರಪೇಕ್ಷಣಾ ಪ್ರಮಾಣ ಪತ್ರ ವಿತರಣೆಗಾಗಿ ಅರ್ಜಿ Application for issue of No Objection Certificate

College details / ಕಾಲೇಜು ವಿವರಗಳು

Select the University / ವಿಶ್ವವಿದ್ಯಾಲಯವನ್ನು ಆಯ್ಕೆಮಾಡಿ *

Select District / ವಿಶ್ವವಿದ್ಯಾಲಯವನ್ನು ಆಯ್ಕೆಮಾಡಿ *

Select Taluk / ತಾಲ್ಲೂಕು ಆಯ್ಕೆಮಾಡಿ *

Select college / ಕಾಲೇಜು ಆಯ್ಕೆಮಾಡಿ *

Admission details / ಪ್ರವೇಶಾತಿ ವಿವರಗಳು

Name of the Applicant / ಅರ್ಜಿದಾರರ ಹೆಸರು *

Asha D J

Type here to search

3:30 PM 6/8/2021

Step 6: Verify the details. If details are correct, select the **checkbox ("Yes")**& **Submit**

Nationality / ರಾಷ್ಟ್ರೀಯತೆ *

Category / ವರ್ಗ *

Declaration / ಘೋಷಣೆ

I Agree *

I hereby declare that the particulars furnished in this form are true to the best of my knowledge / ಈ ಅರ್ಜಿಯಲ್ಲಿ ನಾನು ಒದಗಿಸಿರುವ ಎಲ್ಲಾ ವಿವರಗಳು ಸತ್ಯವಾಗಿರುತ್ತವೆ ಎಂದು ಘೋಷಿಸುತ್ತೇನೆ.

Word verification

857671

Please enter the characters shown above

857671

Next Submit Close Reset

Type here to search

3:30 PM 6/8/2021

Step 7: A fully filled form will be generated for verification, If you have any corrections click on **Edit** option, Otherwise proceed to **Attach annexures**.

The screenshot shows a web browser window with the URL serviceonline.gov.in/karnataka/applyPageForm.do. The page displays a form with the following details:

College details / ಕಾಲೇಜು ವಿವರಗಳು

Select the University / ವಿಶ್ವವಿದ್ಯಾಲಯವನ್ನು ಆಯ್ಕೆಮಾಡಿ :	Bangalore University
Select District / ವಿಶ್ವವಿದ್ಯಾಲಯವನ್ನು ಆಯ್ಕೆಮಾಡಿ :	BU - BENGALURU URBAN
Select Taluk / ತಾಲ್ಲೂಕು ಆಯ್ಕೆಮಾಡಿ :	BU - BENGALURU NORTH
Select college / ಕಾಲೇಜು ಆಯ್ಕೆಮಾಡಿ :	Amith First Grade Evening College Mahalakshmiপুরam - Anekal

Admission details / ಪ್ರವೇಶಾತಿ ವಿವರಗಳು

Name of the Applicant / ಅರ್ಜಿದಾರರ ಹೆಸರು :	Asha D J
Gender / ಲಿಂಗ :	Female / ಹೆಣ್ಣು
Date of Birth / ಜನ್ಮ ದಿನಾಂಕ :	07/06/2001
Designation / ಹುದ್ದೆ :	Student / ವಿದ್ಯಾರ್ಥಿ
Postal address with pin code / ಪಿಸ್ ಕೋಡ್‌ನೊಂದಿಗೆ ಅಂಚೆ ವಿಳಾಸ :	dfsd
Registration Number / ನೋಂದಣಿ ಸಂಖ್ಯೆ :	576756757
Purpose of NOC / NOCಯ ಉದ್ದೇಶ :	Applying for the post on deputation

At the bottom of the form, there is a red message: "Application not yet submitted. To proceed click on the appropriate button available at the bottom of this page".

Step 8 : Click on **Make Payment**.

The screenshot shows the same web browser window, but the form is now filled with personal details:

E-Mail / ಮಿಂಕಾಂಚೆ :	trtryr@gmail.com
Nationality / ರಾಷ್ಟ್ರೀಯತೆ :	Indian / ಭಾರತೀಯ
Category / ವರ್ಗ :	SC
DOB :	07-07-1990
kioskVal :	0

Declaration / ಘೋಷಣೆ

I hereby declare that the particulars furnished in this form are true to the best of my knowledge / ಈ ಅರ್ಜಿಯಲ್ಲಿ ನಾನು ಒದಗಿಸಿರುವ ಎಲ್ಲಾ ವಿವರಗಳು ಸತ್ಯವಾಗಿರುತ್ತವೆ ಎಂದು ಘೋಷಿಸುತ್ತೇನೆ.

I Agree : Yes

Additional Details

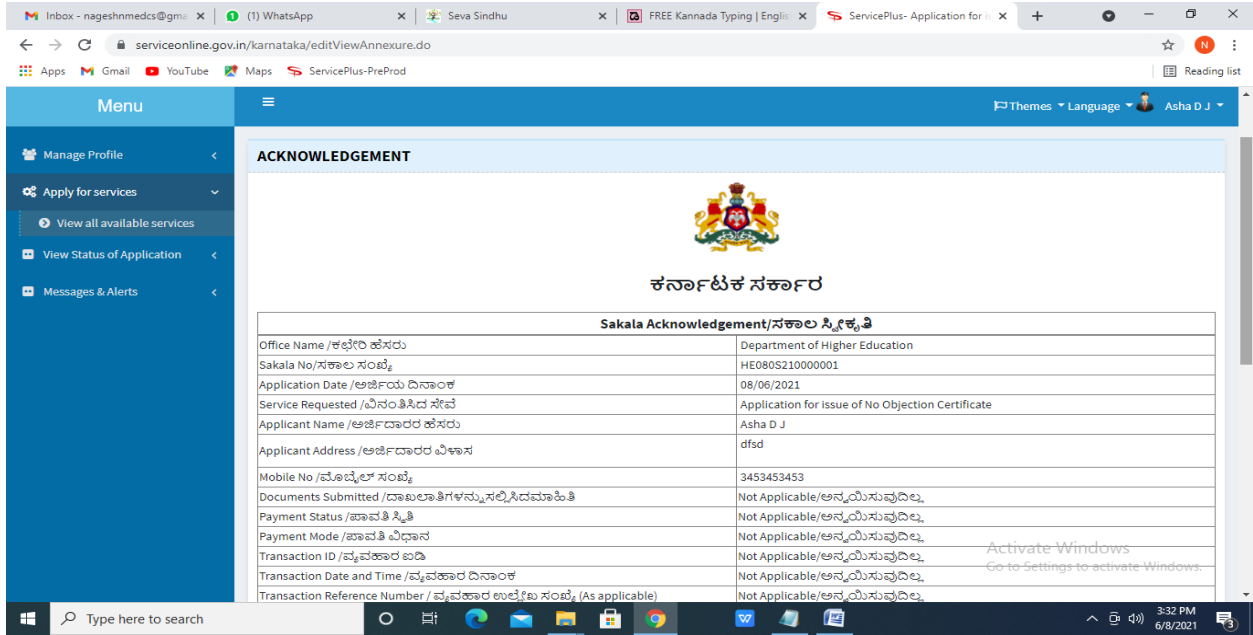
Apply to the Office	University Office(Higher Education Universities- Bangalore University)
---------------------	---

Draft Reference No : Draft_HE0805/2021/00003

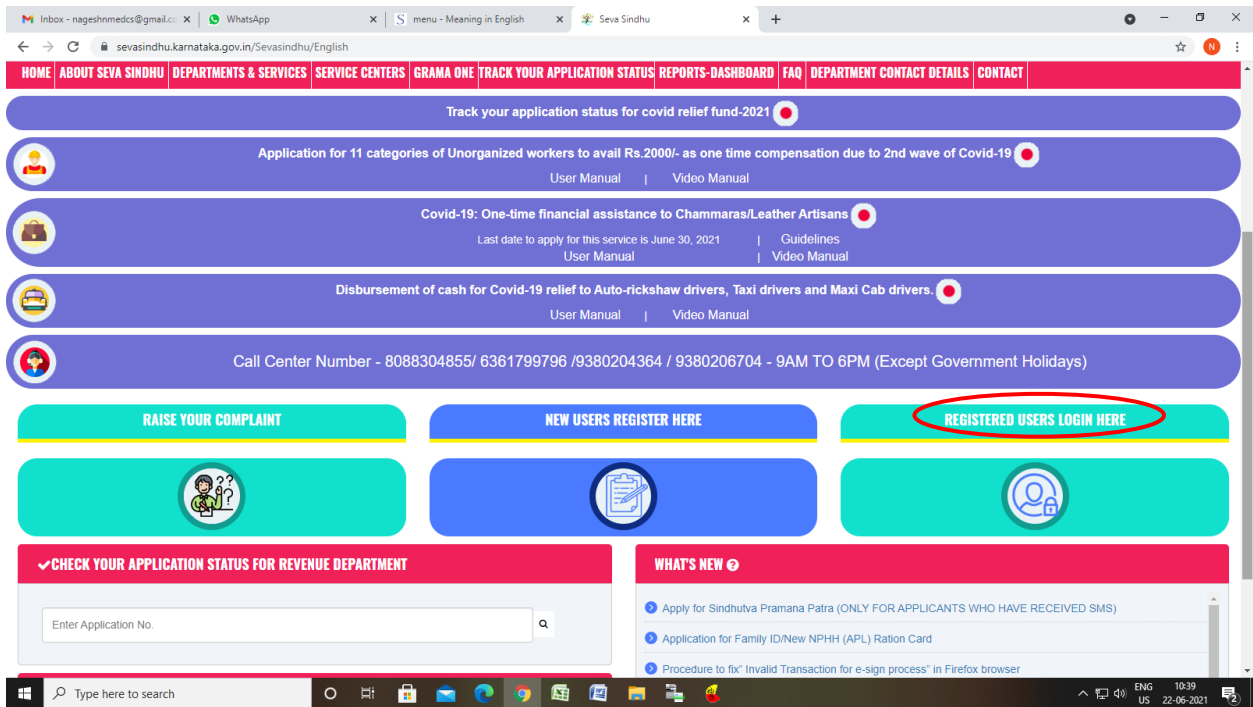
At the bottom of the form, there is a red message: "Application not yet submitted. To proceed click on the appropriate button available at the bottom of this page".

At the bottom of the page, there are four buttons: **Make Payment** (highlighted with a red circle), **Edit**, **Cancel**, and **Click here to initiate new application**.

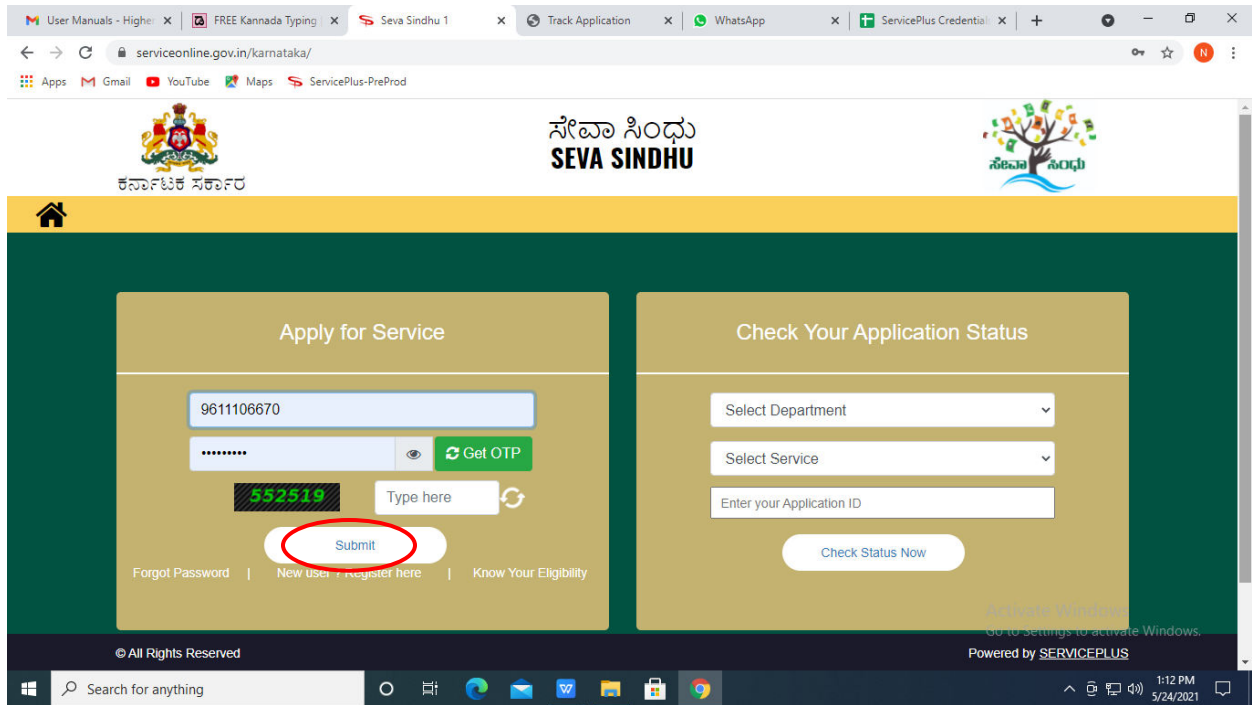
Step 9 : After Click on Make payment, Directly You will get acknowledgement. No Fees for this Service.



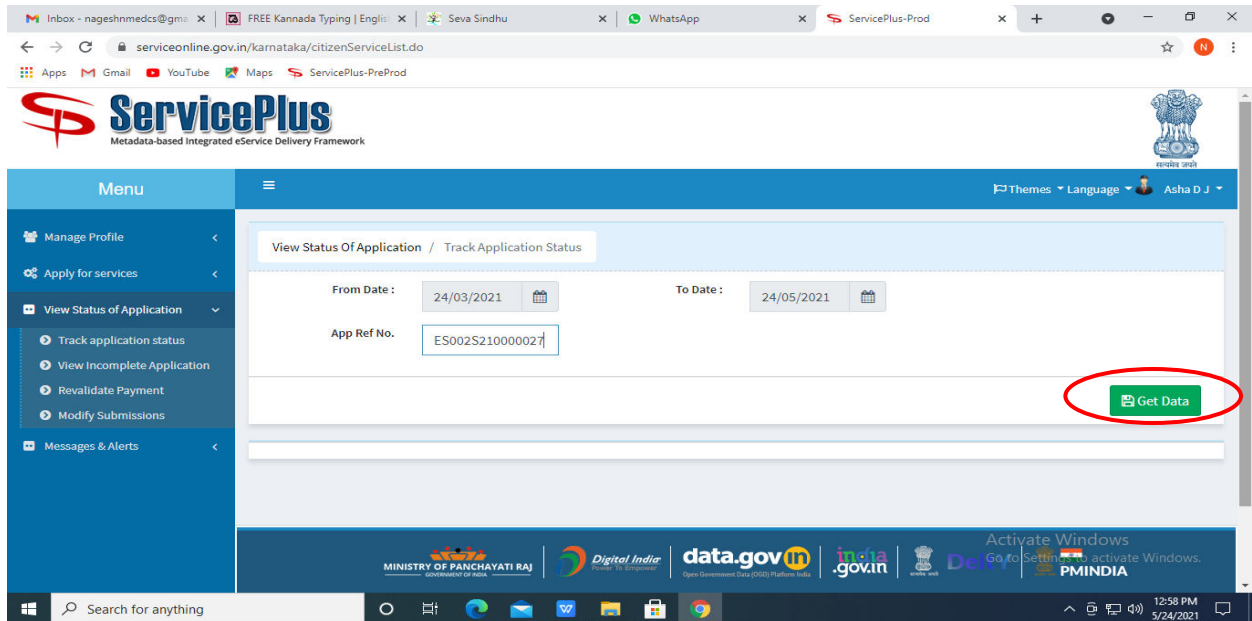
Step 10 : To download the certificate, go to the sevasindhu.karnataka.gov.in and click on **Registered Users Login Here**



Step 11 : Once the login page is open, enter your **username, password/OTP**, captcha and click on **Submit**.



Step 12 : Click on **View Status of Application --> Track application status**. Enter Application Reference Number (you can refer to Acknowledgment/SMS to get Application Reference Number) and click on **Get Data**.



Step 13 : Check Current Status of the application. If it is delivered, Click on Delivered.

View Status Of Application / Track Application Status

From Date : 24/03/2021 To Date : 24/05/2021

App Ref No. ES002S210000027

[Get Data](#)

Show 10 entries Search:

SNo	Service Name	Application Reference No	Submission Date	Due Date	Current Status
1	Application for Death Certificate	ES002S210000027	20/05/2021	21/05/2021	Delivered

Showing 1 to 1 of 1 entries

First Previous 1 Next Last

Step 14 : Under Issue Document(s), click on Output certificate

Status of Application

Application Reference Number : ES002S210000027

Name of the Service : Application for Death Certificate

Applied By : Asha D J

Application due Date : 21/05/2021

S.No.	Task Name	Form Details	Issued Document(s)	Status	Remarks
1	Application Submission	View	Acknowledgement	Completed	NA
2	Push application data to DB	NA	Nil	Forwarded	View
3	Callback Webservice	NA	Output Certificate	Delivered	View

Showing 1 to 1 of 1 entries

Close

Step 15 : No objection Certificate will be downloaded. You can print the certificate if required.

The screenshot displays the WPS Office application window with the following elements:

- WPS Office Interface:** The top menu bar includes 'Home', 'Insert', 'Comment', 'Edit', 'Page', 'Protect', and 'Tools'. The toolbar contains various editing and navigation tools.
- Document Content:**
 - Header:** Mangalore University logo and name.
 - Text:**

No: HE003S210000023
Date: 24/05/2021

Sub: Approval of Issue of Duplicate Degree Certificate

We are pleased to inform you that the Duplicate Degree Certificate HE003S210000023 has been dispatched to your mailing address provided to the University

The Dispatch details are as follows:

Courier Name / Post: test
Dispatch Date: 24/05/2021
Tracking ID: test
Website address of the Courier / Speed Post: test
For any clarification please contact us.

Date: 24/05/2021

Registrar
- Watermark:** A large red diagonal watermark reading 'Test Data' is overlaid across the center of the document.
- Windows Taskbar:** The bottom of the screen shows the Windows taskbar with the search bar, taskbar icons, and system tray showing the time as 1:36 PM on 5/24/2021.